
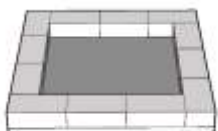
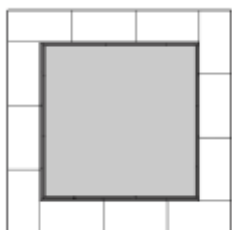
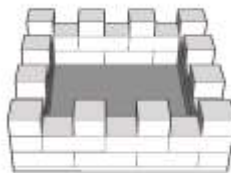


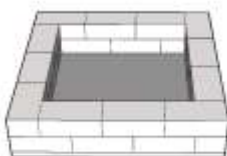
1. red - 2. etaža



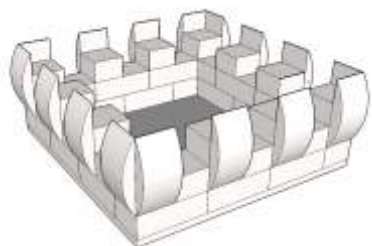
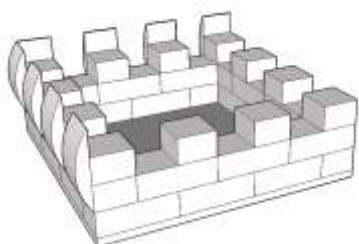
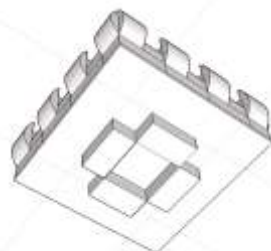
3. red - 2. etaža



2. red - 2. etaža



podnožje - 2. etaža



**Naziv proizvoda:** Brick by Brick građevina **Tip proizvoda:** Drvena slagalica **Model proizvoda:** Model 9 - Kula **Sastav:** Prirodno obrađeno drvo (joha, topola, lipa) Dodatno pakirano ljepilo KLEIBERIT 300.0 D3 sastoji se od neštetnih polimernih disperzija i vode i zadovoljava europsku normu o sigurnosti igraćaka EN 71-3



**Proizvođač:**  
Barikada j.d.o.o., Beliceva 39  
10310 Ivanić-Grad  
[www.brickbybrick.com.hr](http://www.brickbybrick.com.hr)  
[info@brickbybrick.com.hr](mailto:info@brickbybrick.com.hr)



**Upozorenje:** Nije prikladno za djecu mlađu od 36 mjeseci zbog postojanja opasnosti od gušenja sitnim dijelovima.



[www.brickbybrick.com.hr](http://www.brickbybrick.com.hr)



[/brickbybrickcro](https://www.facebook.com/brickbybrickcro)



[info@brickbybrick.com.hr](mailto:info@brickbybrick.com.hr)



Igra stvaranja

# BRICK BY BRICK

## KAKO SE SLAŽU BRICK BY BRICK MODELI?



Prije ljepljenja, odredi dimenzije i iscrtaj drvenom olovkom na podlogu. Postavi prvi red ciglica bez ljepljenja i provjeri točnost.

Na svaku ciglicu kapni malo ljepila i zaljepi po redu.

**Prati priloženi nacrt!**



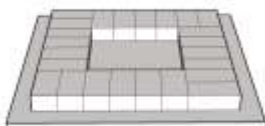
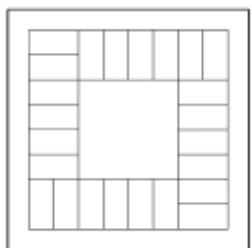

Prije svakog novog reda ciglica, provjeri pravi kut trokutom!

Pričekaj nekoliko minuta da se ljepilo osuši pa oboji maketu koristeći boje na bazi vode (vodene boje, tempere ili akrilne boje).

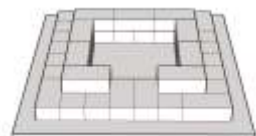
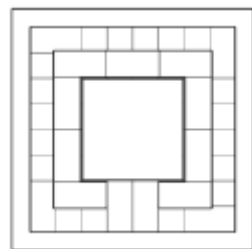


**MODEL 9 - KULA - 227 elemenata**  
 (Š 145 mm x D 145 mm x V 210 mm)

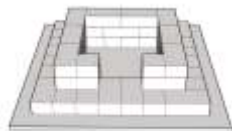
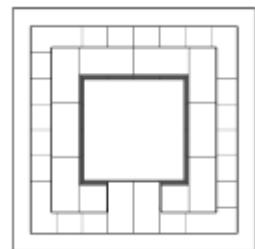
Provjerite sve djeove i grupirajte ih prije nego započnete sa «zidanjem»



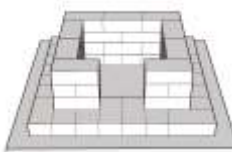
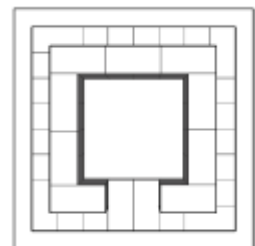
temelj



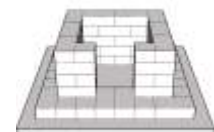
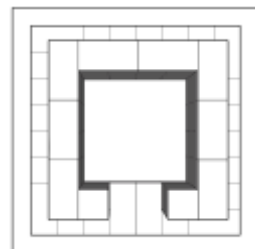
1. red - prizemno



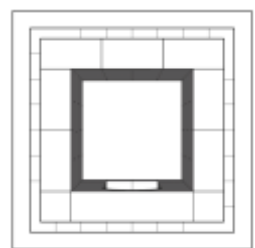
2. red - prizemno



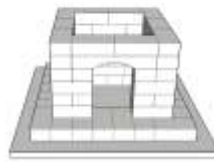
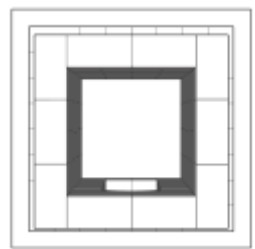
3. red - prizemno



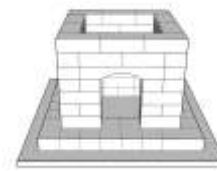
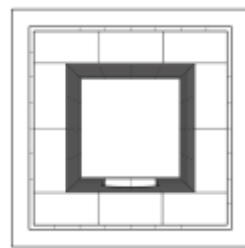
4. red - prizemno



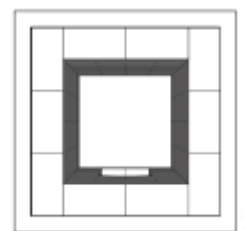
5. red - prizemno



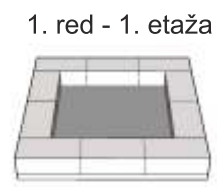
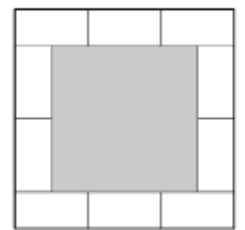
6. red - prizemno



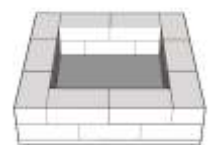
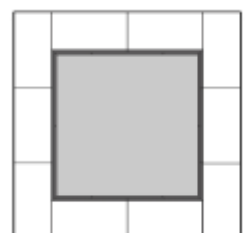
7. red - prizemno



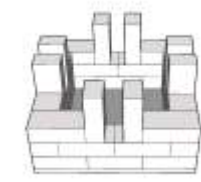
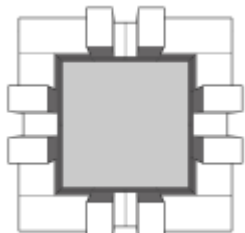
8. red - prizemno



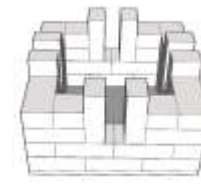
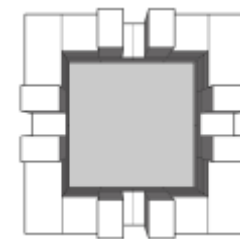
1. red - 1. etaža



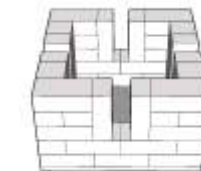
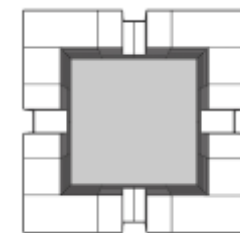
2. red - 1. etaža



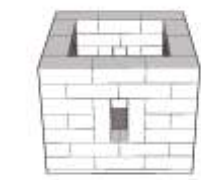
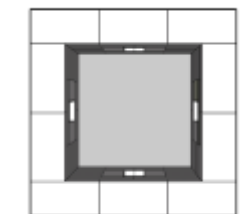
3. red - 1. etaža



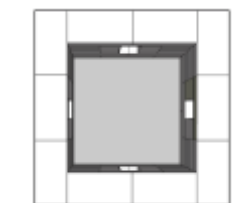
4. red - 1. etaža



5. red - 1. etaža



6. red - 1. etaža



7. red - 1. etaža

podnožje - 1. etaža

